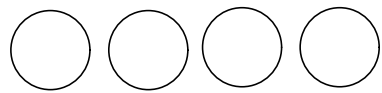


TANQUES DE AGUA Y AIRE



PLANTA BAJA

32,95

ACCESO PERSONAL PLANTA

17

8,5

2,96

ALMACEN MP y SE

11,86

ALMACEN PT

10

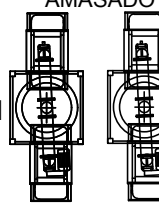
9

10

1 → TANQUE DISOLUCIÓN

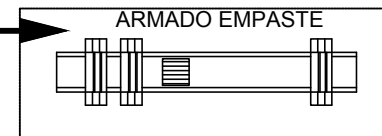


AMASADO

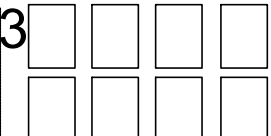


2 →

ARMADO EMPASTE

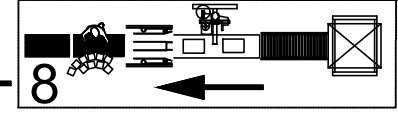


DESCANSO



4

EMPAQUE

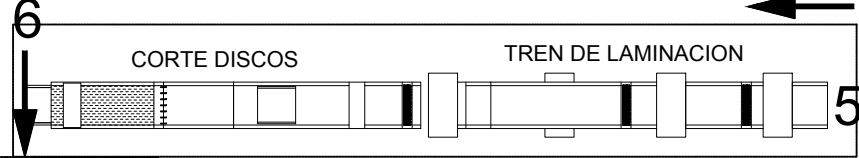


7

6

CORTE DISCOS

TREN DE LAMINACION



5

Sala de Higienización  
Recepción personal planta

VESTUARIO

VESTUARIO

BAÑO

BAÑO

RECEPCION

ACCESO

VEREDA

72